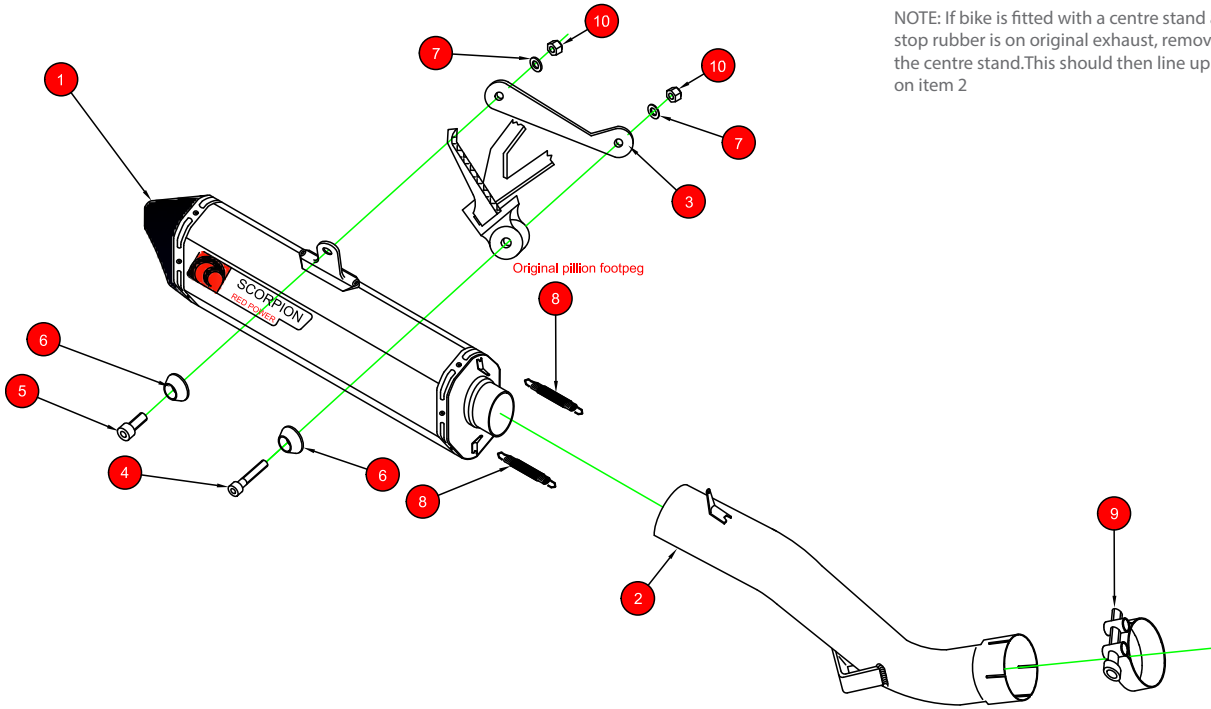


Box: PLOCK 2

BIKE	HONDA VFR1200F	PART NO.	RHA - 105
YEAR	2010 - 2015	FIT KITS	Z039.20416
NOTES	Use standard fittings where not supplied Remove standard gasket if fitted.	DB-Killer	SCEXDBK25 - (Type Y)



NOTE: If bike is fitted with a centre stand and the bump stop rubber is on original exhaust, remove it and re-fit to the centre stand. This should then line up with the bracket on item 2

- | | |
|---|--|
| 1 400m Serket Silencer RSC203 | 7 2 x M8 x 17 Washers (Z017.10831) |
| 2 Connecting Pipe CP641 | 8 2 x Rubber Coated Springs (Z028.10030) |
| 3 Mounting Bracket (Z015.20931) | 9 47-51mm Band Clamp (Z016.10003) |
| 4 M8 x 45 Cap Head Bolt (Z017.10077) | 10 2 x M8 Nyloc Nuts (Z017.10062) |
| 5 M8 x 25 Cap Head Bolt (Z017.10073) | |
| 6 2 x Alloy Bolt Finishers (Z026.20068) | |

CLASSIFICATION	Closed Circuit Product
HOMOLOGATED	NO
ISSUE NO.	11
DATE	03/08/21
AUTHORISED	M.Ydlibi
CHECKED	


NOTE: ENSURE SCORPION SYSTEM IS CLEAR OF MOVING PARTS AND ALL ORIGINAL FUNCTIONS WORK CORRECTLY.

Fitting instructions overleaf:

Box: PLOCK 1


BIKE	HONDA VFR 1200F (with panniers fitted)	PART NO.	RHA - 105
YEAR	2010 - 2015	FIT KITS	Z039.20416
NOTES	If bike is fitted with a centre stand and the bump stop rubber is on original exhaust, remove it and re-fit to the centre stand. This should then line up with the bracket on item 2	FEATURES	

CONTINUED FROM OVERLEAF:



A) Remove seat, remove right hand side panel as shown in pictures A & B.

C) Remove servo cable from wheel. Thread cable out and leave connected to original Honda silencer. Replace side panel and seat.



After removing original silencer assemble Scorpion components as per line diagram.

Cleaning instructions overleaf:

Box: PLOCK 1

BIKE	HONDA VFR 1200 (with panniers fitted)	PART NO.	RHA - 105
YEAR	2009 - ON	FIT KITS	Z039.20416
NOTES		FEATURES	

Thank you for purchasing your Scorpion Silencer.

Care of your exhaust: Please refrain from cleaning silencer with heavy solvents or abrasives!

Vielen Dank Für den kauf eines Scorpion Schalldampfers! Pflegehinweis: Bitte verwenden Sie niemals Scheuermittel oder aggressive Reiniger zur Pflege Ihres Auspuffes!

Merci d'avoir choisi un echappement Scorpion.

Entretien de votre silencieux: Ne pas utiliser de solvants ou de produits abrasifs!

"Muchas gracias por adquirir un Silencioso Scorpion. Le recomendamos no limpiar el silencioso con productos abrasivos o aquellos que contengan disolventes."