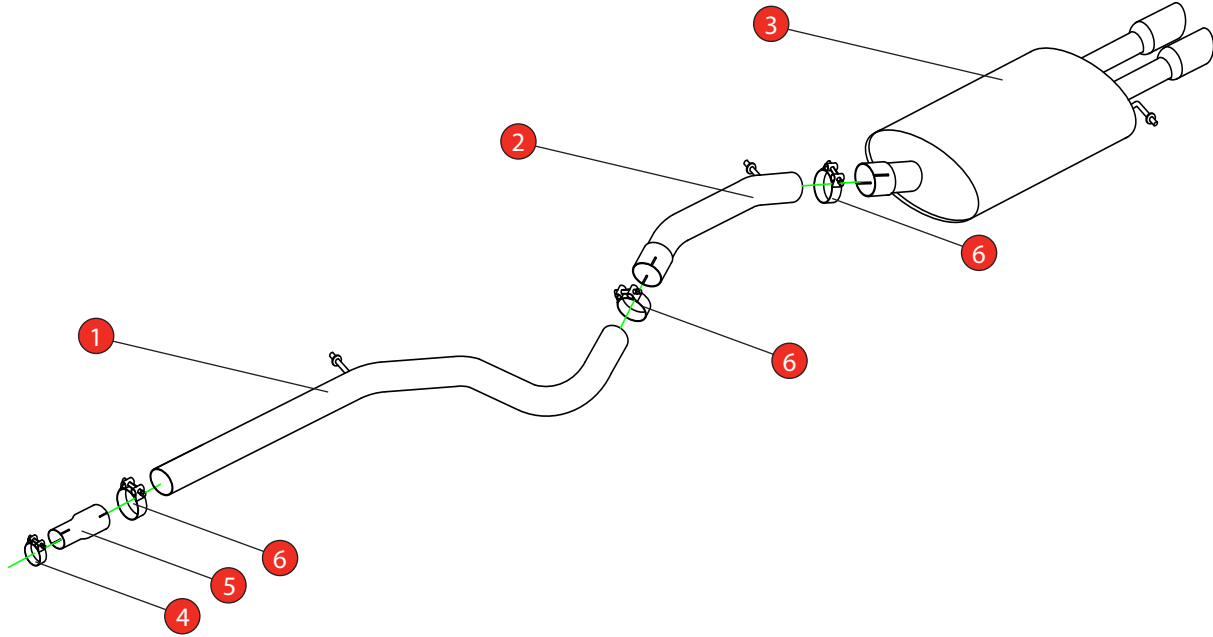


Car	Seat Ibiza 1.2 TSi 6J / 6P	Part No.	SSTS013
Year	2010-2017	Fit Kits	295FK
Notes	Where not supplied use original fittings	Features	Pipe Diameter:- 63.5mm

Estimated Fitting Time: 2 Hours



NO.	PART NO.	DESCRIPTION	QTY
1	744VW	Non-resonated Centre Section	1
2	745VW	Link Pipe	1
3	111ST66	Rear Silencer With Twin Polished Daytona Trims	1
Fit Kit			
4	Z016.10008	43-47mm Clamp	1
5	AD102	Adaptor	1
6	Z016.10064	63-68mm H/D Clamp	3



E-MARK	N/A
DATE	15/01/18
ISSUE	00
AUTHORISED	M.Ydlibi

NOTE: ENSURE SCORPION SYSTEM IS CLEAR OF MOVING PARTS AND ALL ORIGINAL FUNCTIONS WORK CORRECTLY.



STAY CONNECTED TO RED POWER.

Car	Seat Ibiza 1.2 TSi 6J / 6P	Part No.	SSTS013
Year	2010-2017	Fit Kits	295FK
Notes	Where not supplied use original fittings	Features	Pipe Diameter:- 63.5mm




Before fitting the Scorpion exhaust the bumper will require trimming.

A) Cut out the hatched area of the template on the next page. Line up the template around the bolts as shown in the picture.

B) Use the template as a rough guideline to cut the bumper. Only the centre arc of the template requires cutting, highlighted in the picture.

C) File back the bumper to meet the template.

D) Once happy with the shape of the bumper, use fine sand paper to smooth the edges.



STAY CONNECTED TO RED POWER.

SEAT IBIZA CUTTING TEMPLATE



CUT THIS SIDE