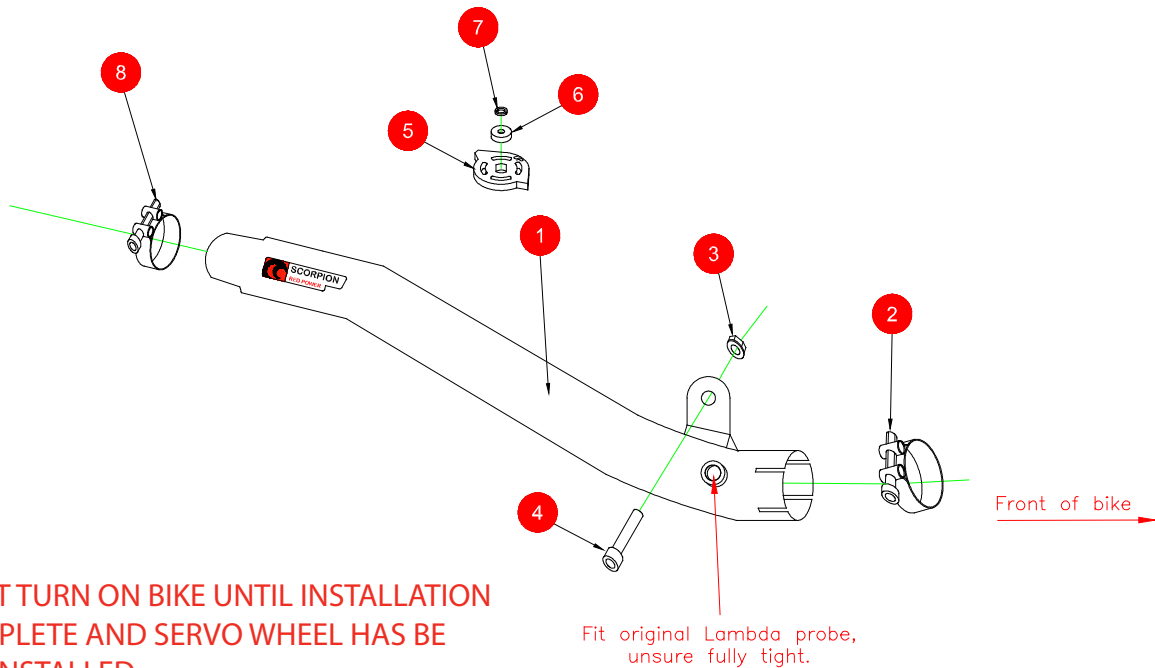


BIKE	KAWASAKI ZX-10 R	PART NO.	KA-88-CRNB
YEAR	2011-2015	FIT KITS	Z039.20432
NOTES	Cat replacement NOT using original heat shield. Use standard fittings where not supplied Remove standard gasket if fitted.	FEATURES	This component will fit with O.E and Scorpion Exhaust system.



DO NOT TURN ON BIKE UNTIL INSTALLATION IS COMPLETE AND SERVO WHEEL HAS BE FULLY INSTALLED.

- 1 Connecting Pipe CP659
- 2 55-59mm Band Clamp (Z016.10004)
- 3 M10 Nyloc Nut (Z017.10103)
- 4 M10x70mm Hexhead Bolt (Z017.10207)
- 5 Servo Wheel (Z007.10955)
- 6 Aluminium Coller (Z026.20045)
- 7 M6 Split Washer (Z017.10027)



ISSUE NO.	02
DATE	26/02/16
AUTHORISED	M.YDLIBI
CHECKED	

NOTE: ENSURE SCORPION SYSTEM IS CLEAR OF MOVING PARTS AND ALL ORIGINAL FUNCTIONS WORK CORRECTLY.

Box: PLOCK 1


BIKE	KAWASAKI ZX-10 R	PART NO.	KA-88-CRNB
YEAR	2011 - 2015	FIT KITS	Z039.20432
NOTES	Cat replacement NOT using original heat shield. Use standard fittings where not supplied Remove standard gasket if fitted.	FEATURES	

CONTINUED FROM OVERLEAF:



A) To disconnect cables at the seat end, you have to remove the hexagonal wheel, without turning it's shaft.
Remove bolt in centre of hexagonal wheel. Support wheel if tight.

B) Remove hexagonal wheel from shaft, retaining O.E bolt. DO NOT TURN SHAFT.
Remove spring clip retaining cables and completely remove the cables.



C) The replacement wheel comes with an aluminium coler that is secured in place with O.E bolt and split washer. TIGHTEN TO 5ft/lb USING A TORQUE WRENCH.

D) The replacment wheel MUST be fitted with the etched letters "UP"

E) The replacment whell will only fit one way with the letters "UP". In case of difficulty please contact us.

WITH SERVO WHEEL FITTED, THE LOOSE CABLES WILL BE REMOVED WITH THE REST OF THE SYSTEM.

